



WARRIOR™

WORLD CLASS CUSTOM FIRE CHASSIS

WWW.ROSENBAUERAMERICA.COM



96" CAB WIDTH

**GABRIELLI
TRUCK SALES**

WARRIOR

WORLD CLASS CUSTOM FIRE CHASSIS



TESTING

RIGOROUS TESTING ENSURES PEAK PERFORMANCE IN THE FIELD



Frontal Impact Test



Optimized Steering Angle



120,000 lb. Crush Test



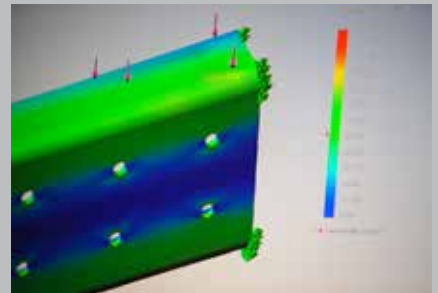
HVAC Test



STATE-OF-THE-ART



Finite Element Analysis



State-of-the-Art Computer 3-D Engineering



ERGONOMICS

EVERYTHING DESIGNED AROUND YOU



Flat Crew Floor with One O'Clock PTO



Engine Tunnel HVAC



Easy Service Battery Access Location



Wide Door Openings and Low Steps



Outboard HVAC Optional



CleanAir System Optional

DURABLE CONSTRUCTION

- Heavy-Duty 3/16" Aluminum Plate
- Heavy-Duty Aluminum Extrusion Framing
- Formed Front Fascia
- Surpassed NFPA Standardized Side, Front and Roof Testing
- Industry Leading Floor Space for Driver and Officer



FULL-LENGTH OR BARRIER-STYLE DOORS

Your Choice of Door Length and Style



CHASSIS FRAME

Corrosion Resistant Coating Options

Powder-Coated Rail and Cross-Members Standard



Hot Dip Galvanized Rail and Cross-Members Optional



WARRIOR

WORLD CLASS CUSTOM FIRE CHASSIS

8



INTERIOR

Complete and Accessible Interior

7

1

Single-Bonded Windshield

5

Industry-Leading Hip Room

2

Point-to-Point or V-Mux Wiring System

6

Customizable Center Console

3

In-Dash HVAC Vents

7

Great Forward Visibility

4

Automotive-Style-Wrap-Around Dash

8

Heated Windshield Optional

96" CAB WIDTH



WARRIOR

WORLD CLASS CUSTOM FIRE CHASSIS



WARRIOR PERFORMANCE OPTIONS

ENGINES


| TYPE | RATINGS |
|-------------|-------------------------------------|
| Cummins L9 | 380-450 hp/1150-1250 ft-lbs. torque |
| Cummins X12 | 455-500 hp |

TRANSMISSIONS

| TYPE | RATINGS |
|---------|----------|
| Allison | 3000 EVS |
| Allison | 4000 EVS |

AXLES

| TYPE | RATINGS |
|---|---|
| Steer | 18k, 20k, 23k, 24k |
| IFS | 20k, 24k |
| Drive | 24k, 27k, 31.5k, 33k, 35k |
| Tandem | 48k, 54k |
| 4x4 Options: Transfer Case or Power Divider | Front Axle Marmon Herrington MT-22 & MT-17 EZ-Trac System 20k Front Power Divider Axles: 23k, 27k, 31k |



Cummins Powered L9

MOBILE, ALABAMA

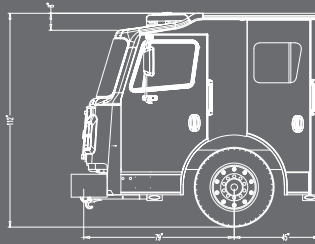
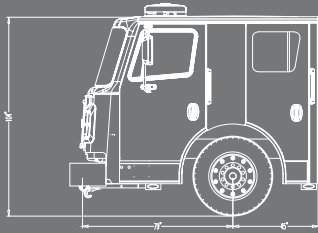


FLAT ROOF

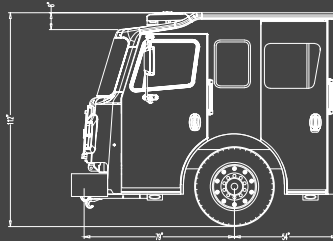
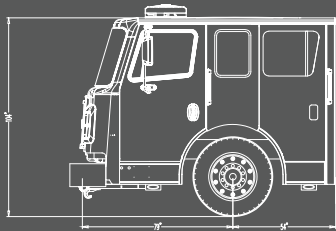
8" RAISED ROOF

24" RAISED ROOF

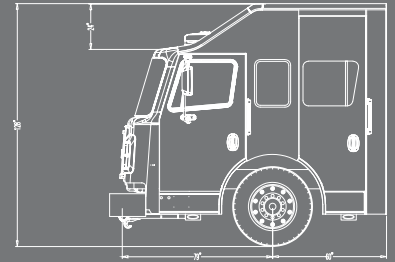
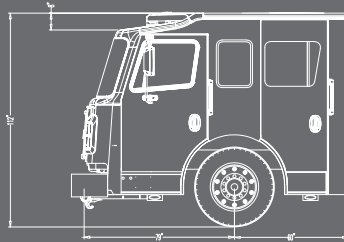
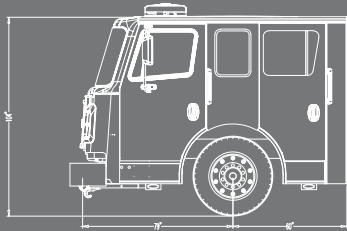
**45"
CAB**



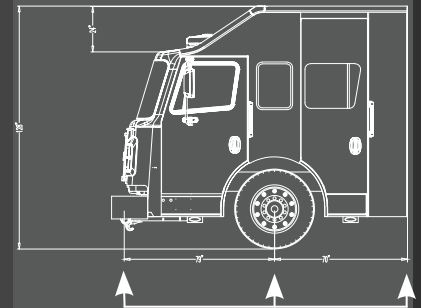


**54"
CAB**



**60"
CAB**



**70"
CAB**



79" Dimension is from Face of Grille to Centerline of Front Axle



 ROSENBAUER GROUP

 @ROSYFIRE

 ROSENBAUERFIRE

 ROSENBAUERUS

Rosenbauer South Dakota, LLC

100 Third Street
Lyons, SD 57041
605.543.5591

Rosenbauer Minnesota, LLC

5181 260th Street
Wyoming, MN 55092
651.462.1000

Rosenbauer Motors, LLC

5190 260th Street
Wyoming, MN 55092
651.462.1000

Rosenbauer Aerials, LLC

870 S Broad Street
Fremont, NE 68025
402.721.7622



ROSENBAUERAMERICA.COM | INFO@ROSENBAUERAMERICA.COM



CONTRACT #022818 | ROSENBAUER AMERICA, LLC
DBA ROSENBAUER SOUTH DAKOTA, LLC & ROSENBAUER MINNESOTA, LLC